


THE SANTON E-TYPE SWITCH DISCONNECT

FOR PHOTOVOLTAIC INSTALLATIONS



For large installations and professional use

- Compact design
- Direct connection on switch terminals
- Fingersafe - IP20
- Double break wiping action contact system ensures minimal contact wear
- Clear ON/OFF indication provided by both handle and on the switch itself
- Door interlocking provided by handle
- Expandable with auxiliary switches & motor drive
- Up to 6 decks, up to 250 Amp
- IEC 1000 V DC, UL 600 V DC



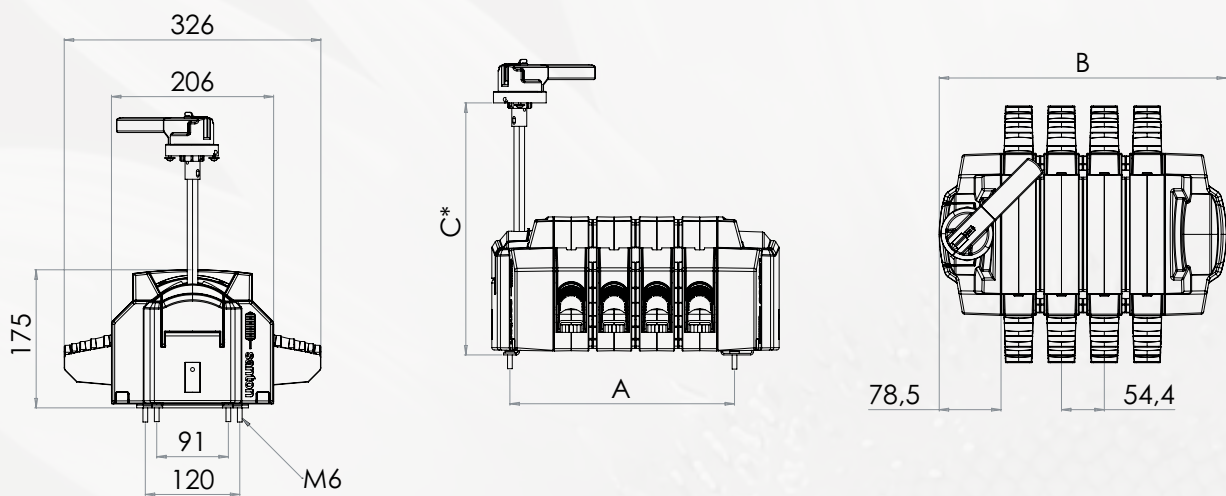
2011/2

E-TYPE CODE (250AMP/1000V, IEC 90647)*

Poles	Operation	Type code	A	B
2	Manual	E100.250B2	176,6	256,2
4	Manual	E100.250B4	285,4	365
6	Manual	E100.250B6	394,2	473,8
2	Motor driven	E100.250B2-Q	231	310,6
4	Motor driven	E100.250B4-Q	338,8	419,4

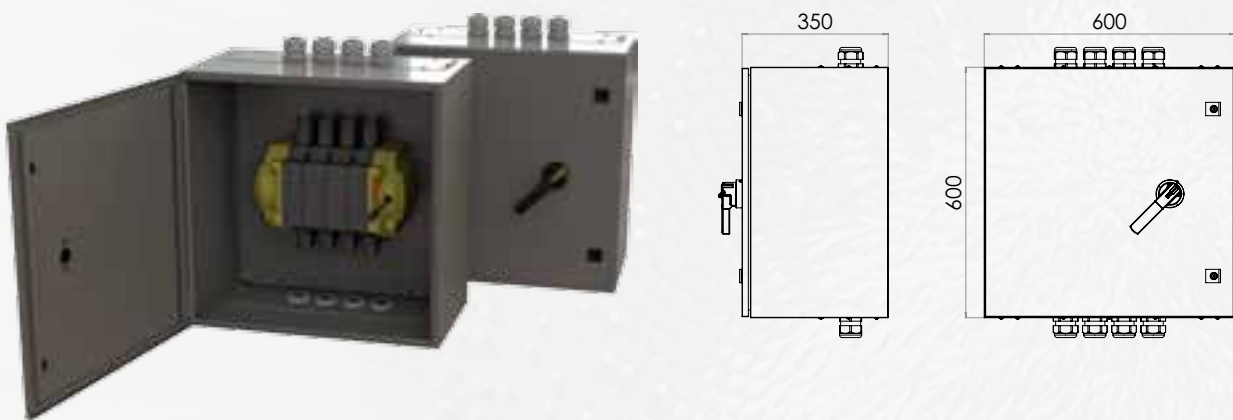
*Certification expected to be finalized in Q3 2011

GENERAL DIMENSIONS



* Handle shaft can easily be shortened to the desired length

BUILT INTO A STEEL ENCLOSURE ON REQUEST



Changes, errors and misprints reserved.



info@santonswitchgear.com, www.santonswitchgear.com

